

MOTION SENSOR 360 - CRESNET®

M360-W-CRES (WHITE) ----- M360-B-CRES (BLACK)

FARADITE

OVERVIEW



The Faradite Motion Sensor 360 - Cresnet® is a low profile passive infrared ceiling mounted motion sensor. It's designed for use with **Crestron** and **Crestron home** systems and connects to the Cresnet® bus. An integrated temperature sensor and brightness sensor provide further powerful automation sensing. *Temperature sensor functionality cant be used with Crestron Home.

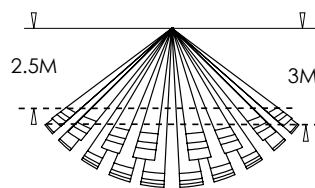
TECHNICAL DATA

Power supply (consumption)	24V DC (5ma)
Brightness Sensor Range	0 - 2000LUX
Ambient temperature	0-50 °C (indoor only)
IP rating	IP20
Range (Note 1)	5M
Max mounting height	3m (for optimal performance)
Mounting hole	35mm / 1 1/2" (Fire rated: 40mm)
Connectors	2 x 4 pin terminal blocks
Standards	EN 61000-6-1 EN 61000-6-3

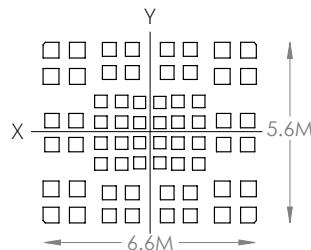
OBSERVATION AREA

The following conditions have to be met to detect motion:

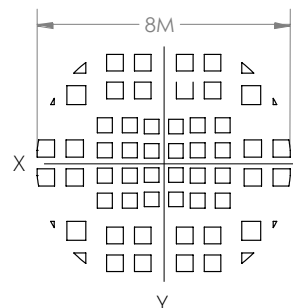
- 1.Movement speed: 1.0m/s
- 2.Target concept is a human body (Min object size: ~700×250mm)
3. The temperature difference between the target and the surroundings must be greater than 4 °C when mounted at 5M



2.5M Height - Observation area



3M Height - Observation area




BUS WIRING

The sensor has 2 Cresnet® bus connectors that are intended to be used as loop-in and loop-out terminals.

ELECTRICAL CONNECTIONS

Supports seamless integration into Crestron and Crestron Home® platforms through the Cresnet® communications chipset.


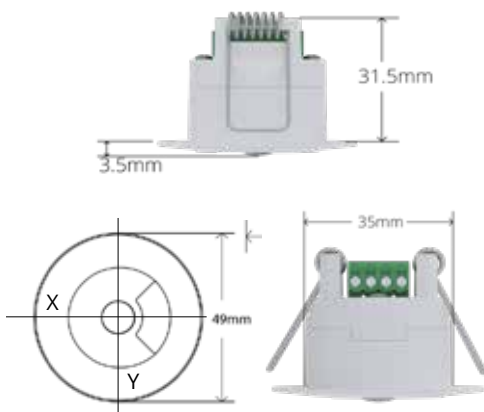
- 1: Strip the cable back 7mm
- 2: Push into cable hole



- 3: Tighten screws to create firm connections.



Pull to remove connector from motion sensor



FIRE RATING

The stand-alone Motion Sensor 360 - Cresnet® is not fire rated. To achieve a 60 minute fire rating to BS 476: Part 21 1987, the optional Fire IDR must be fitted to the Motion Sensor 360 - Cresnet®. The Fire IDR is an optional extra.

Note 1: Please note that the specified range is 5m but under optimal conditions the sensor might detect movement at a much longer range

INSTALLATION



To install the Faradite Motion Sensor 360 - cresnet®, cut a 35mm / 1 1/2" hole using a suitable hole saw. Fold the spring clips upwards and push through the hole. If you are using the optional Fire IDR to achieve a 60 minute fire rating to BS 476: Part 21 1987, then a 40mm hole will be required (UK Only).

MOUNTING & SAFETY PRECAUTIONS

- 1) Do not under any circumstance use these sensors outside the range of their ratings shown in the technical data.
- 2) Faradite is committed to making products of the highest quality and reliability. Nevertheless, all electrical components are subject to natural deterioration, and the product durability will depend on the operating environment and conditions of use.
- 3) Please note that the sensor can detect heat sources other than the human body, such as:
 - a) Small animals
 - b) Direct sun light, incandescent lamps, car headlights (even if the heat source is outside the detection area)
 - c) Sudden temperature change inside or around the detection area i.e. hot or cold winds/drafts or vapour from a humidifier can affect the performance of the sensor
- 4) Please note that the sensor will have difficulty sensing the heat source if it is behind glass, acrylic or similar materials, as these materials may not allow a correct transmission of infrared rays

Directive 2014/30/EU (Electromagnetic Compatibility (EMC))
Directive 2012/19/EU (WEEE)
Directive 2011/65/EU (RoHS)

Harmonised standards: EN 61000-6-1 Immunity for residential, commercial and light-industrial environments
& EN 61000-6-3 Emission standard for residential, commercial and light-industrial environments

