

Artcoustic^{AC}

CPH-10 P PRECISION MONITOR

Owners manual



WELCOME TO THE WORLD OF ARTCOUSTIC

Congratulations with your purchase of the Artcoustic CPH-10 P passive monitor.

The CPH-10 P is one of Artcoustic's most versatile models. Its slim-line profile, combined with a powerful and articulated performance, makes it the ideal choice for high-end hi-fi and multi room audio installations, without the need for a subwoofer.

For an even more impressive performance, partner it with one of the Artcoustic subwoofers - an ideal setup for small and medium size cinema rooms.

The CPH-10 P has been engineered to produce exceptional sound pressure normally only associated with typical professional audio products, and has been designed to ensure the utmost aesthetic residential pleasing options, with wall-hanging mount as well as a shelf or table-standing option, all combined with literally thousands of cabinet and front screens colours.

The CPH-10 P is a genuine all-rounder. Whether you are looking for high-end sound from a single speaker, two speakers in a stereo music setup, or multiple speakers for cinemas and multi-room audio, the CPH-10 P will fulfill all your audio needs.

Thank you for purchasing the Artcoustic CPH-10 P.

All the best,
The Artcoustic Team

FEATURES

CPH-10P PRECISION MONITOR

INCREDIBLE BASS RESPONSE

The CPH-10 P is a single 10-inch, long-throw mid-woofer design, that makes it possible to deliver a bass response that extends well down to 35 Hz, resulting in a low frequency performance equivalent to a speaker twice its size.

SPARKLING HIGH FREQUENCY PERFORMANCE

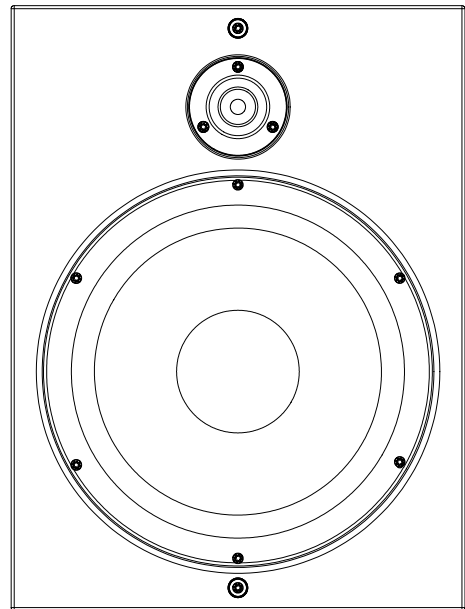
The CPH-10 P also excels at the upper end of the frequency spectrum, with a frequency response of up to 40 kHz at 93 dB (1W +/-2 dB). Overall, the performance is exemplary with good, tight bass and sparkling high frequency performance.

IDEAL FOR ANY INTERIOR


The CPH-10 P is ideal for 1 & 2 channel listening, small to medium sized home cinema installations, commercial use in bars, restaurants and corporate facilities.

DESIGN CUSTOMISATION

Choose among all the colour options from NCS 2050 and RAL Classic to match your cabinet colour and screen to your interior. Artcoustic has created a true all-rounder, covering most medium SPL applications, where high performance and aesthetics is a focal point.



front view



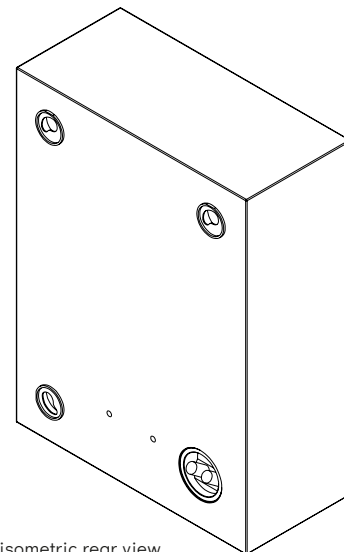
rear view

FEATURES

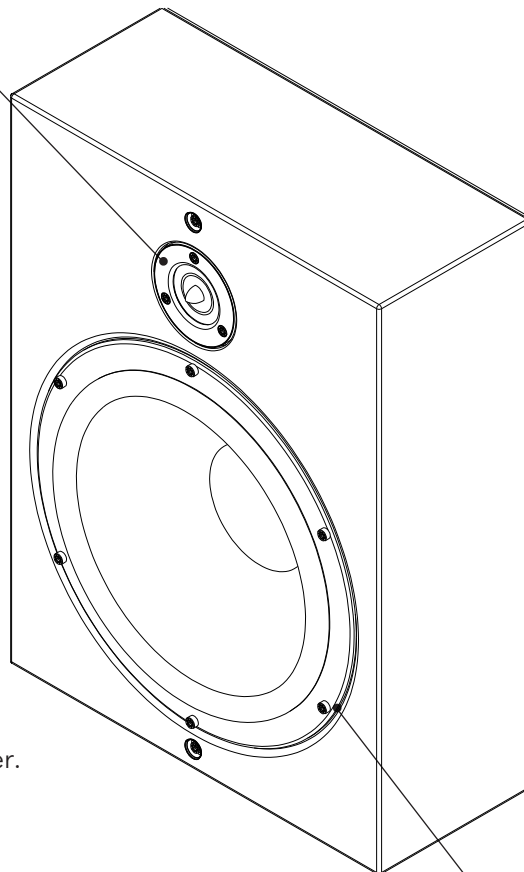
COMPONENTS OVERVIEW

HIGH FREQUENCY DRIVER

Dual Ring Radiator diaphragm with highly linear suspension and low loss surrounds for high clarity and clean transient response. Copper caps for better HF extension and lower distortion and wave-guide center plug, copper-clad aluwire.



isometric rear view



isometric front view

CROSSOVER

6 dB/octave low pass and 12 dB/octave high pass filter.

WOOFER

Extra long excursion and aluminium Short Circuit Ring, 4-layer 50mm voice coil, anodized aluminium for improved heat dissipation, combined with Distortion Reduced Motor and vented pole piece for optimized linear excursion

SPECIFICATIONS

CPH-10 P PRECISION MONITOR

TRANSDUCER

LF-MF 1 x 10 inch cone

HF 1 x 1 inch Dual Ring Radiator

CROSSOVER

Low Pass Filter 6 dB/octave 1000 Hz

High Pass Filter 12 dB/octave 4000 Hz

CONNECTION

Single Amped Gold Plated Push Terminals

PERFORMANCE

Operating Range 35 Hz (-3dB) to 40 kHz

Axial Sensitivity (Half Space SPL) LF/MF-HF 93 dB

Calculated Axial Output Limit (Half Space SPL) Average Peak LF/MF-HF 114dB

Maximum Power Handling 150 Watt

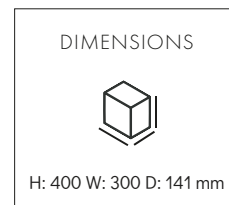
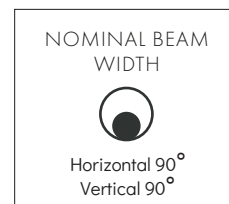
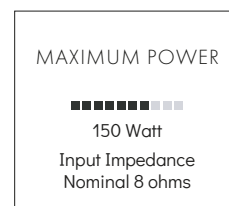

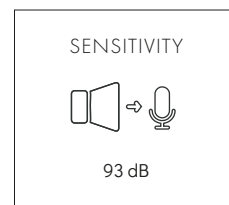
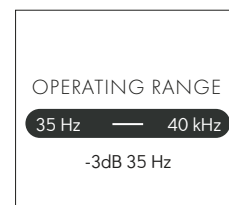
Input Impedance Nominal Minimum 8 ohms

Nominal Beamwidth Horizontal 90° Vertical 90°

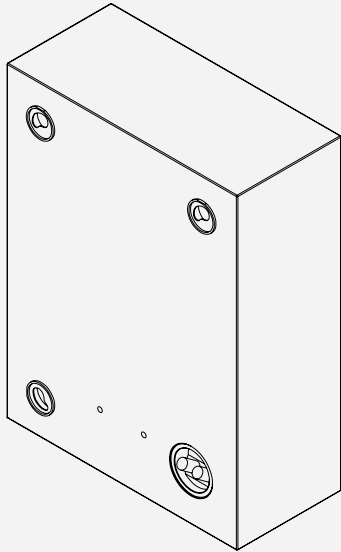
DESIGN

Cabinet: Black, White, RAL, NCS

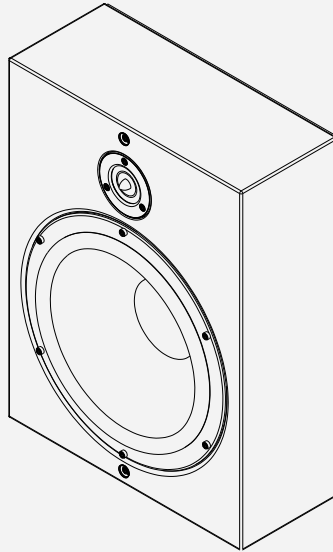
Screen: Black, White, RAL, NCS, Artcoustic Art Gallery



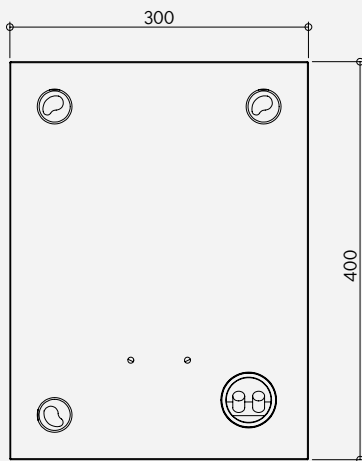
SCHEMATICS



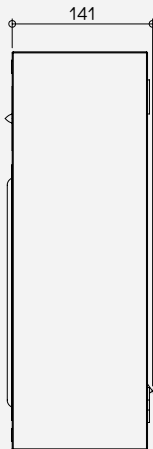
isometric view



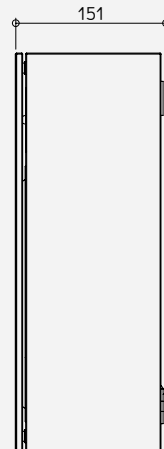
top view



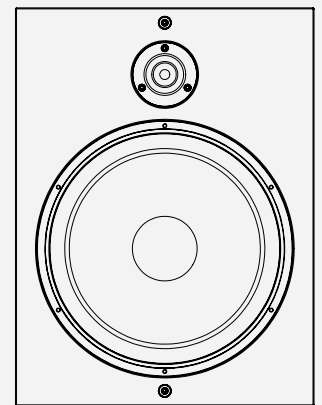
rear view



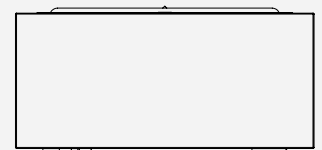
side view



side view with screen

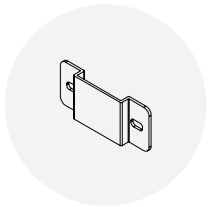


front view

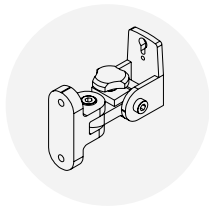


bottom view

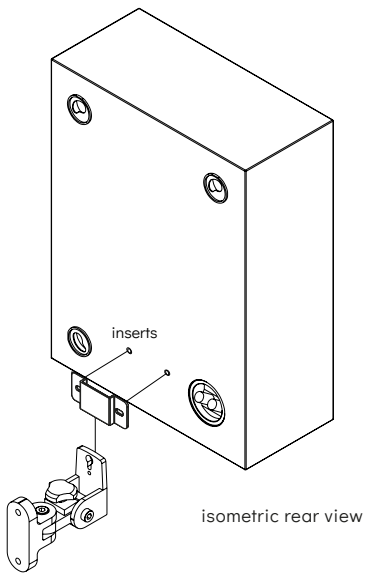
MOUNTING INSTRUCTION



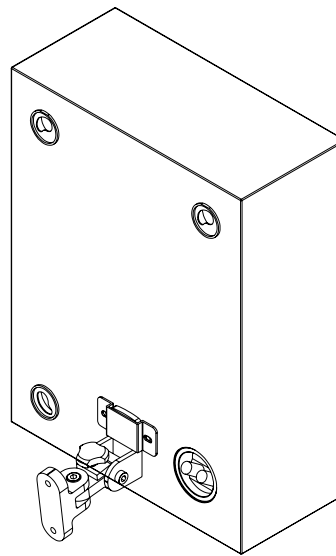
Universal Bracket Mount
Attach bracket mount to
speaker rear side



Artcoustic Universal Bracket
Mount Bracket to wall,
with suitable screws



isometric rear view



isometric rear view

CPH-10 P
Fit speaker on bracket mounted on wall

POLAR RESPONSE

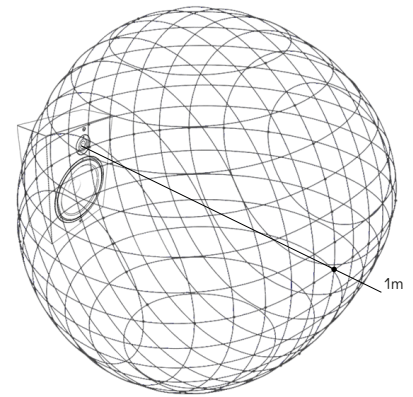
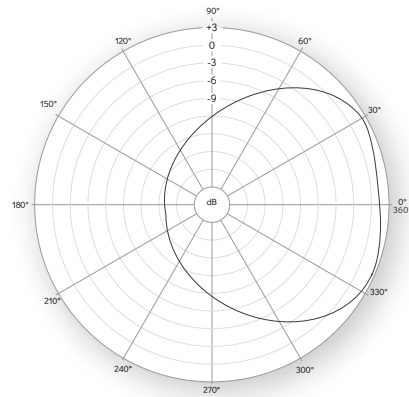
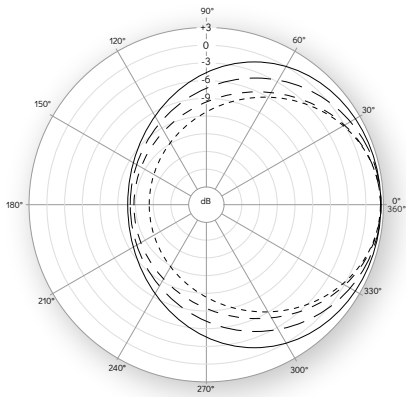
CPH-10 P PRECISION MONITOR

horizontal polar response 1m

16000Hz - - - - -
6500Hz - - - - -
2500Hz - - - - -
1000Hz - - - - -

vertical polar response 1m

3D polar response 1m



SAFETY INSTRUCTIONS

SAFETY



Do not use this product near water



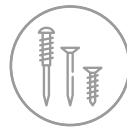
Clean rear panel with dry cloth only



Do not block any ventilation opening



Do not install near any heat sources



If wall-mounted, ensure the use of matching screws and rawl plugs

WARNING

This product complies with Part 15 of the FCC Rules. Its operation is subject to the following two conditions:

- This product may not cause harmful interference.
- This product must accept any interference received, including interference that may cause undesired operation.

Changes or modifications not expressly approved by the party responsible for compliance could void the user's authority to operate the equipment.

To reduce the risk of fire and electric shock do not expose this product to rain or moisture.



Do not place product filled with liquids such as vases on the product.



Do not open product. There are no user-serviceable parts inside.



Always use the power supply shipped with this product. Using a power supply with wrong voltage or polarity, can damage the electronics.



WARRANTY

IS APPLICABLE



Is valid only for products purchased from an authorised Artcoustic retailer or dealer.



Is valid from the date of purchase for a period of 3-years for passive loudspeakers, and 2-years for powered loudspeakers and electronics.



Is limited to the repair of the equipment (which could be a repair or replacement at our discretion, neither of which affects your original warranty).



Neither transportation, nor any other costs, nor any risk for removal, transportation and installation of products is covered by this warranty.

IS NOT APPLICABLE

Will not be applicable in cases other than defects in materials and/or workmanship at the time of purchase and will not be applicable:

- For deterioration of component parts, the nature of which is to become worn or depleted with use, such as batteries.
- For damages caused by incorrect installation, connection or packing.
- For damages caused by accidents, lightning, water, fire heat, war, public disturbances or any other cause beyond the reasonable control of Artcoustic and its appointed distributors.
- For damages caused by any use other than correct use described in the user manual, negligence, modifications, or use of parts that are not made or authorized by Artcoustic

If it is found necessary to return the product for repair, you will be given a form to fill out and return. You should not return the product without previous acceptance. To validate your warranty, you will need to produce the original sales invoice or other proof of ownership and date of purchase.