

Artcoustic^{FC}

CPH-200S SUBWOOFER OWNERS MANUAL



Welcome to the world of Artcoustic!

Congratulations with your purchase of the Artcoustic CPH-200S Active Subwoofer.

The CPH-200S is an efficient active double-tuned band pass design, producing a fast, dynamic bass response and exceptional musical authority, easily integrated into any small to medium Artcoustic system.

The CPH-200S active Subwoofer is a low resonance frequency 4th. order band pass design, which ensures powerful and clean bass, within a remarkably small in-room installation space.

The CPH-200S active Subwoofer features a single high-quality 10 inch bass unit, fitted within a specially tuned, elegant and contemporary cabinet, offering discrete floor or cabinet placement.

This new design technology allows superb output performance to be possible in a cabinet much smaller than would otherwise be required.

The CPH-200S is powered by a state-of-the-art powerful 200 watt RMS digital amplifier, all controlled by easy to use volume, phase and active crossover functions.

Nearly 20 years of subwoofer technology and acoustic evolution, has merged into the most advanced and powerful subwoofer series ever produced by Artcoustic.

The CPH-200S subwoofer delivers amazing bass, ideal for home cinemas, 2.1 channel multi-room, Hi-Fi applications and fixed installations in general.

Employing one 10 inch woofer, capable of reproducing low frequency signals accurately and effortlessly. The CPH-200S subwoofer is ideal for use in high-end installations where sound quality is paramount. For larger rooms, or where a higher SPL is required, use multiple units.

Thank you for purchasing an Artcoustic product.

All the best,
The Artcoustic Team

CPH-200S SUBWOOFER FEATURES

CPH-200S Subwoofer Features

Woofers:

- Extra-long excursion woofer
- Aluminum short circuiting ring
- 4-layer voice coil
- Anodized aluminum for improved heat dissipation, combined with reduced distortion motor

Design:

Artcoustic Low resonance frequency 4th order band pass design

Amplifier features

- Input sensitivity control
- Switch phase control. 0 or 180 degrees
- Auto turn on, turn off signal sensing
- Variable crossover, low-pass, 40Hz. - 120Hz. 24 dB. per octave
- Extended protection circuit
- S/N Ratio: >103 dB
- THD (at 1 watt into 8 ohms 1KHz): <0.05%
- Input impedance: 20 Kohms balanced
- Maximum input level: 7 V
- Load impedance: 4-8 ohm
- Input sensitivity: (0 dB)
- Power supply: 115 V/230 V-50/60 Hz
- Input terminal: RCA
- Protection: Heat, over current, Short and DC

SPECIFICATIONS

Specifications CPH-200S Subwoofer

Transducer:

LF 1 x 10 inch cones

Performance:

Operating Range 30 Hz to 120 Hz

Nominal Beam width omni directional

Maximum Power 200 Watt 8 ohm RMS Class D

Calculated Axial Output Limit (half space SPL) Average Peak LF 109 dB @ 30 Hz

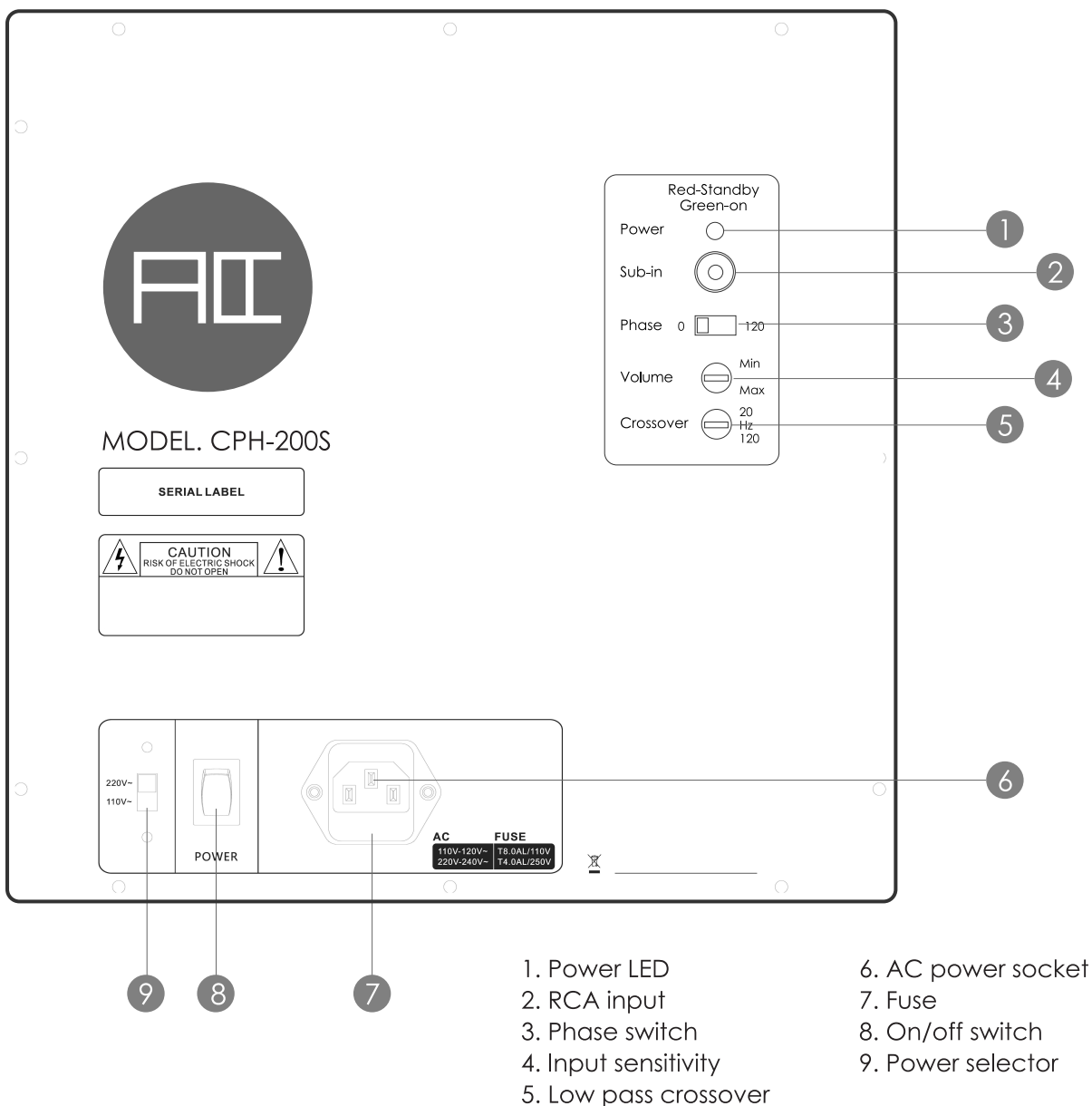
112 dB @ 40 Hz 118 dB @ 50 Hz

Weight 9 kg

Dimensions H: 400 W: 400 D: 290 mm

Finish:

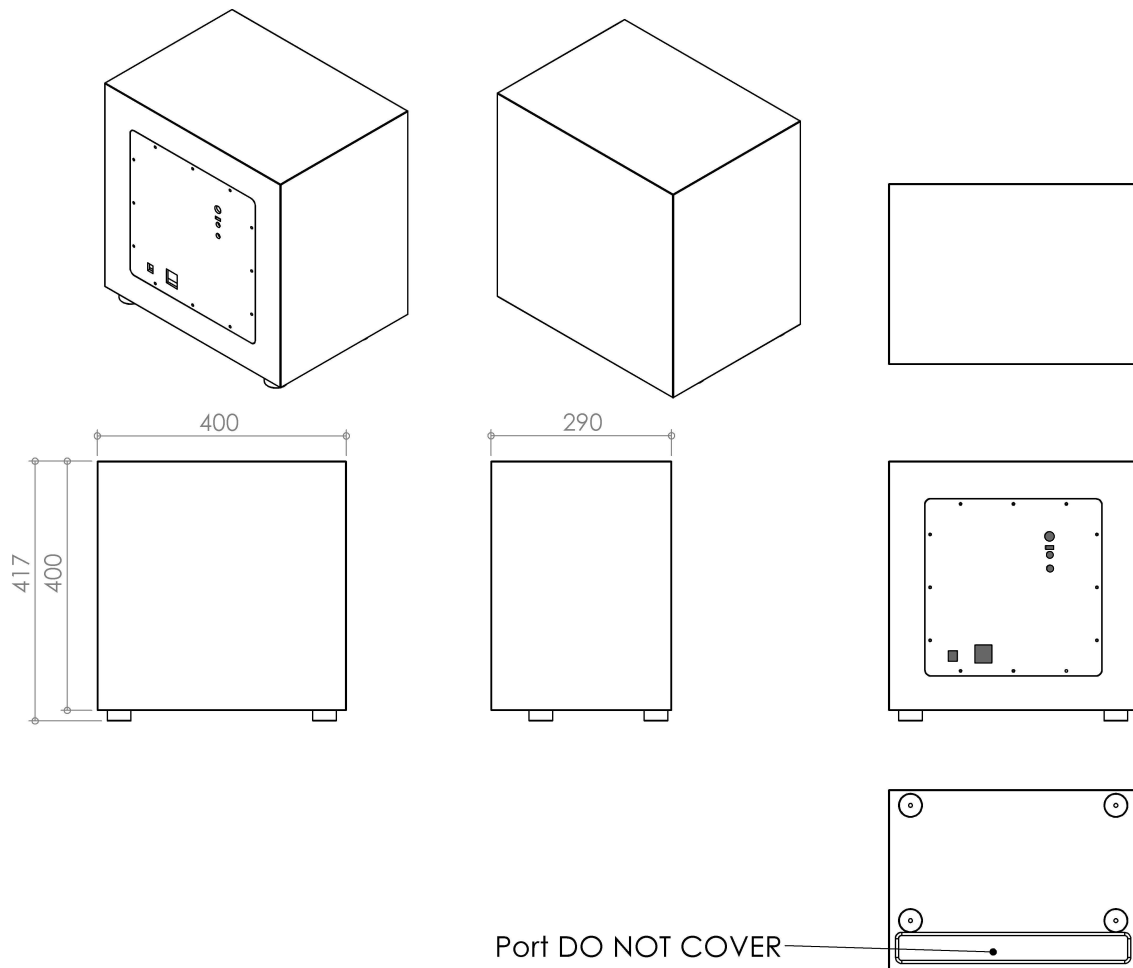
Cabinet: Black, White, RAL, NCS, Tikkurila, Gloss.



CPH-200S SUBWOOFER SCHEMATICS

CPH-200S Subwoofer

The CPH-200S subwoofer delivers amazing bass, ideal for home cinemas, 2.1 channel multi-room, Hi-Fi applications and fixed installations in general. Employing one 10" woofer, capable of reproducing low frequency signals accurately and effortlessly right down to 30Hz. The CPH-200S subwoofer is ideal for use in high-end installations where sound quality is paramount. For larger rooms, or where a higher SPL is required, use multiple units.

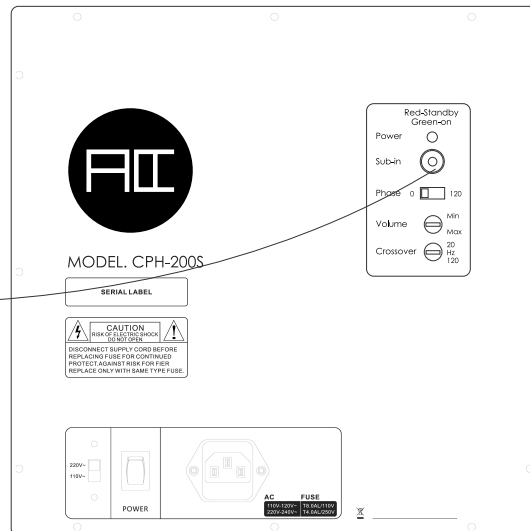
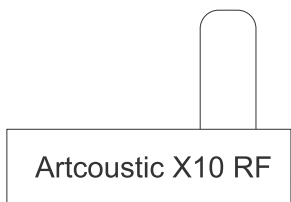


NOTE: If the Artcoustic subwoofer is placed on a thick carpet blocking the air outlet, we recommend to use the special Artcoustic carpet spikes. **Not included as standard, please order separately.**

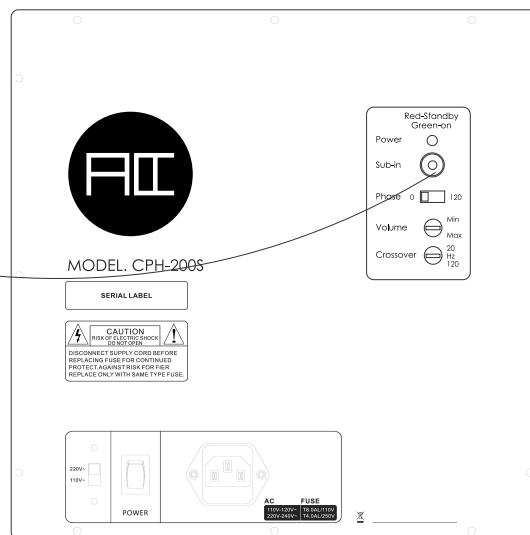
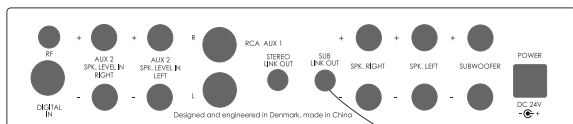


CONNECTIVITY

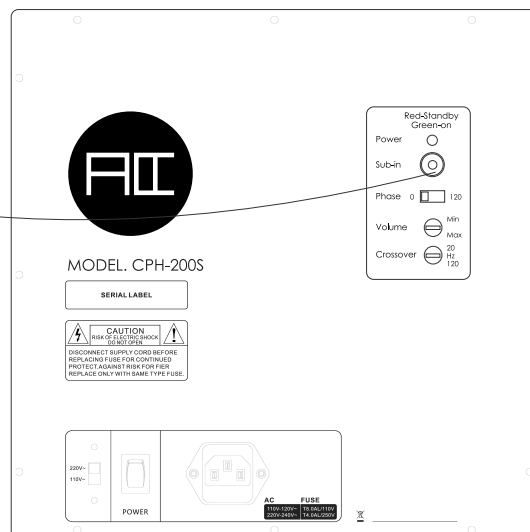
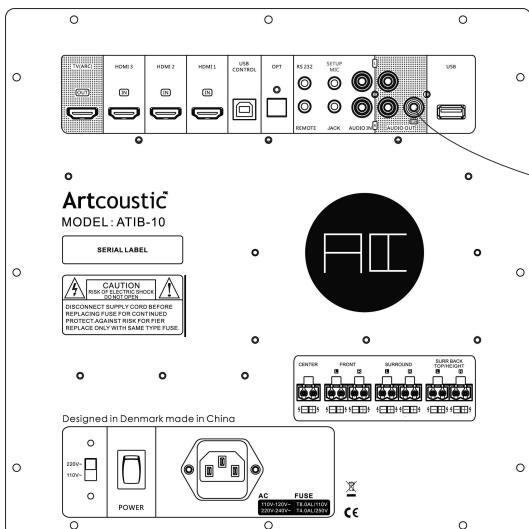
Connecting Artcoustic X10 RF wireless system with CPH-200S
Easy and reliable wireless subwoofer connection



Connecting CPH-Trio with CPH-200S



Connecting CPH-ATiB with CPH-200S



SAFETY INSTRUCTIONS

SAFETY:

1. Do not use this product near water.
2. Clean rear panel only with dry cloth.
3. Do not block any ventilation openings.
4. Do not install near any heat sources, such as radiators, heat registers, stoves.
5. If wall mounted, make sure sufficient rawl plugs and matching screws are being used.

Refer all servicing to qualified service personnel. Servicing is required when the product has been damaged in any way, such as power-supply cord or plug is damaged, liquid has been spilled or objects have fallen into the product, the product has been exposed to rain or moisture, does not operate normally or has been dropped. To completely disconnect unit power from the AC mains, disconnect the unit's power cord from the mains socket.

WARNING:

To reduce the risk of fire and electric shock do not expose this product to rain or moisture.

1. Do not place product filled with liquids such as vases on the product .
2. Do not open product. There are no user-serviceable parts inside.
3. Always use the power supply shipped with this product, using a power supply with wrong voltage or polarity, can damage the electronics.

This product complies with Part 15 of the FCC Rules. Its operation is subject to the following two conditions:

This product may not cause harmful interference.

This product must accept any interference received, including interference that may cause undesired operation.

Changes or modifications not expressly approved by the party responsible for compliance could void the user's authority to operate the equipment.

WARRANTY:

Is valid only for products purchased from an authorized Artcoustic retailer or dealer.

Is valid from the date of purchase for a period of 3 years for passive loudspeakers, 2 years for powered loudspeakers and electronics.

Is limited to the repair of the equipment (which could be a repair or replacement at our discretion, neither of which affects your original warranty). Neither transportation, nor any other costs, nor any risk for removal, transportation and installation of products is covered by this warranty.

Is only valid for the original owner. It is not transferable.

Will not be applicable in cases other than defects in materials and/or workmanship at the time of purchase and will not be applicable:

For deterioration of component parts, the nature of which is to become worn or depleted with use, such as batteries.

For damages caused by incorrect installation, connection or packing.

For damages caused by any use other than correct use described in the user manual, negligence, modifications, or use of parts that are not made or authorized by Artcoustic UK Ltd.

For damages caused by faulty or unsuitable ancillary equipment.

For damages caused by accidents, lightning, water, fire heat, war, public disturbances or any other cause beyond the reasonable control of Artcoustic UK Ltd. and its appointed distributors.

If it is found necessary to return the product for repair, you may be given a Return Merchandise Authorization. You should not return the product without this authorization, if given.

To validate your warranty, you will need to produce the original sales invoice or other proof of ownership and date of purchase.